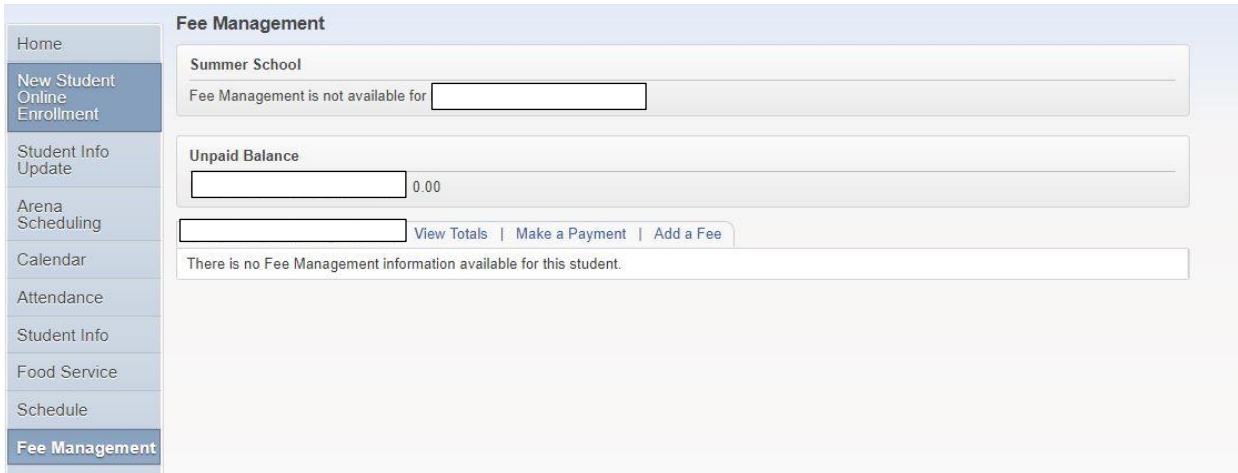


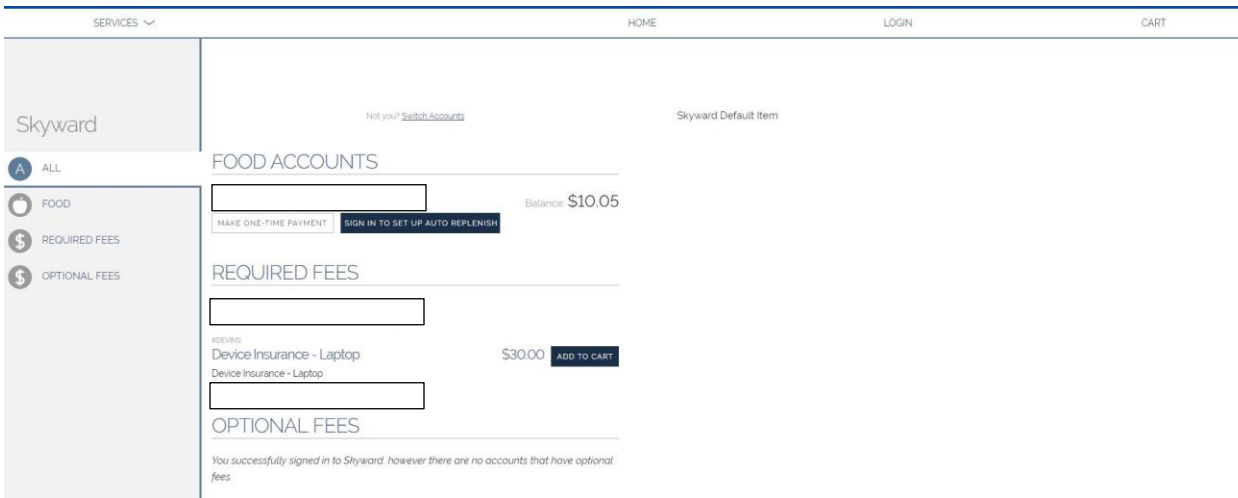
Fee Management and Food Service Payments

The School District of La Crosse has now added the option to make payments for your child's device insurance through Skyward Family Access. There have also been updates to the payment screens for Food Service payments.

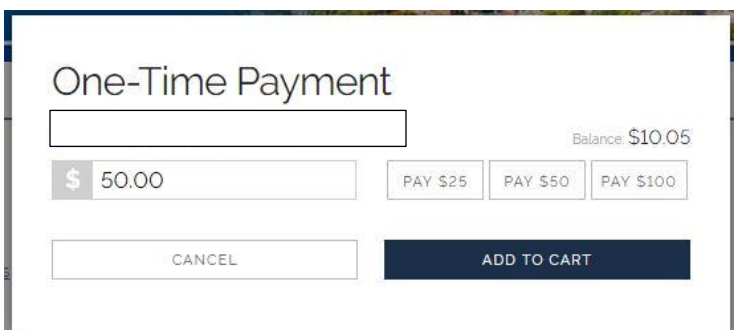
- Log in to Skyward Family Access.
- Click on the Fee Management tab on the left side of the screen.




- Click on "Make a Payment" link. This will redirect you to the RevTrak page. You'll see the required payment for the device insurance as well as your Food Account information. To pay for the device insurance, click on the "Add to Cart" button under Required Fees.



- If you would like to make a Food Service payment, click on the "Make a One Time Payment" button. It will allow you to enter in a dollar amount and click the "Add to Cart" button.



- Once all of your purchases are added to the cart, click the “Checkout” button in the cart.



- It will prompt you to login to RevTrak.



Log in to the Web Store

Email 

Password

[Forgot password?](#)

- Once logged in, enter your payment method and complete your order.