

08/1/22 Update: Rapid Antigen and PCR testing hours have been reduced to 7am - 10am Monday-Friday. This testing is only available for School District of La Crosse STUDENTS and STAFF.

8/11/22 Update: New registration link added. This link allows you to register just one time for the school year.



We are fortunate to be able to provide free COVID testing to staff and students for the 2022-23 school year. Due to changes in the program from the Department of Health Services, our testing site at the Hogan Administrative Building (807 East Ave. South) will have reduced hours starting August 1st, 2022. These new hours will be 7:00 am - 10:00 am Monday-Friday. In addition, the testing site will only be available for staff and students of the School District of La Crosse. We apologize for any inconvenience this may cause to families. Other community testing options can be found [here](#).

DO I NEED TO PROVIDE CONSENT FOR MY CHILD TO BE TESTED?

YES! Parent/guardian consent is required for all student testing and can be done through the [self-registration process](#) below.

WHAT TYPE OF TEST IS THIS?

Both tests consist of a shallow nasal swab in both nostrils (similar to a q-tip circling each side of the nostril) and is not the deep nasal swab that some community testing sites have used. Students who are able and willing (particularly those ages 12 and up) can administer the swab themselves with supervision of a school nurse or health assistant. For any student not able or willing to do the swab themselves, it will be administered by the school nurse or the school health assistant.

TESTING REGISTRATION

We highly recommend pre-registration before testing at a district drive-up testing site. Pre-registration is needed prior to each time you are tested and for each individual being tested.

While registering, you will be asked for a testing location; please be sure to indicate that you are being tested at a non-public site. Your test results will be emailed to the address used in the registration process. Please use the link below to pre-register:

<https://register.covidconnect.wi.gov/>

Directions for pre-registering can be found below. If you do not have access to a device or have difficulty pre-registering, on-site registration support will be available.

COVID District Testing Site <small>Open to School District of La Crosse students and staff only</small>
MONDAY-FRIDAY (5 DAYS PER WEEK ON DAYS SCHOOL IN SESSION)
Hogan Administrative Center 807 East Ave South
7:00 am-10:00 am
Testing location can be accessed through the Gym doors on the north west corner of the Hogan building.
PCR and Antigen testing is available at each site. Pre-registration is recommended (registration only required one a school year for each student/staff: https://register.covidconnect.wi.gov/)
 Updated: 8/11/22

If you have any questions about this testing program, please contact your school health office. If you have questions about test results, please call: 1-866-419-6988.

COVID Connect 2

We are excited to inform you that we are participating in the Wisconsin Department of Health Services' newest COVID-19 testing system: COVID Connect 2.





What is COVID Connect 2?

Just like the original COVID Connect, COVID Connect 2 is designed to streamline COVID-19 test registration and results notification.

Some of the new features include:

- A **one-time patient registration**, no need to register for each test.
- Parents/guardians have **access to their children's test results** by linking the accounts.
- **Patients will have access to their test results inside their account**, which are automatically available in COVID Connect 2 once they are received from the lab.

Next Steps

 <p>Scan the QR Code or use the URL to open the website.</p>	 <p>Create your account.</p>	 <p>Create your children's accounts.</p>	 <p>Use your account to check your family's test results.</p>
---	---	--	--



Creating your account

- Go to the COVID Connect 2 homepage.
- Select "Create an Account" at the bottom of the web page.
- Click on the "Self" button to create your account.
- Create your account's username and password.
- Follow the instructions to add your registration information.
- After signing the consent, you will be able to review your information. Click "Register" to create your account and proceed to your profile.
- Click on the user icon in the upper-right-hand corner to sign out.



<https://covidconnect2.wi.gov/#/login>

COVID Connect 2
Website



Creating your children's accounts

Complete the above instructions to create your COVID Connect 2 account before creating your children's accounts.

- Return to the COVID Connect 2 homepage.
- Select "Create an Account" at the bottom of the page.
- Select the "Someone Else" button to create your child's account.
- Select the button indicating you have a Covid Connect 2 Account. Log on with your previously created username and password.
- Enter your child's information to create their account.
- E-sign the consent and attestation forms.
- Repeat these instructions to create accounts for all your children if applicable.



If you have any questions about registration, please check out our instructional video.



<https://vimeo.com/showcase/g688185>

Registration
Instruction Video



Using your account to check your family's test results

Confirming accounts were created and linked:

- After you have completed your family's registrations, return to the COVID Connect 2 homepage and enter your Username and Password.
- Scroll to the bottom of the page to see which accounts are linked to your account.

How will I be notified of test results?

When your results are ready, you will be notified via email and/or text message depending on your notification preferences chosen during registration.

Viewing your family's test results:

After logging into your account, click on "Test Results" tab at the top of the page to view your family's results when they are available.

As we continue to live with the COVID-19 pandemic, it's important to keep testing, isolation and quarantine efforts going to Stop the Spread of the disease.

To find a COVID-19 vaccine provider in your community, visit [Vaccines.gov](https://www.vaccines.gov), or call 211 or 877-947-2211. For up-to-date information about Wisconsin's COVID-19 response, visit the Department of Health Services COVID-19 webpage.